

Discussion Notes Week 4

1

Problem Sheet 1:

$$\pi(e) = 0.01, \quad \pi(\pi) = 0.99$$

prior probs.

data outcomes: A, B or C

$$P(A|e) = 0.01$$

$$P(A|\pi) = 0.980$$

$$P(B|e) = 0.1$$

$$P(B|\pi) = 0.019$$

$$P(C|e) = 0.89$$

$$P(C|\pi) = 0.001$$

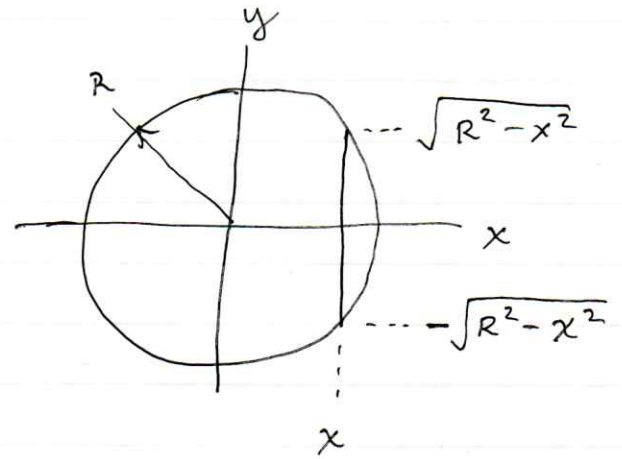
$$\begin{aligned} a) \quad P(\pi|A) &= \frac{P(A|\pi) \pi(\pi)}{P(A|\pi) \pi(\pi) + P(A|e) \pi(e)} \\ &= \frac{0.980 \times 0.99}{0.980 \times 0.99 + 0.01 \times 0.01} \\ &= 0.9999 \end{aligned}$$

$$\begin{aligned} b) \quad P(e|C) &= \frac{P(C|e) \pi(e)}{P(C|e) \pi(e) + P(C|\pi) \pi(\pi)} \\ &= \frac{0.89 \times 0.01}{0.89 \times 0.01 + 0.001 \times 0.99} \\ &= 0.8999 \end{aligned}$$

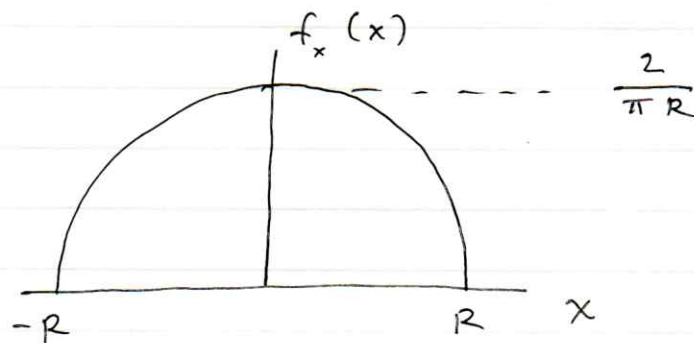
$$2) \quad f(x, y) = \frac{1}{\pi R^2}, \quad x^2 + y^2 \leq R^2$$

$$a) \quad f_x(x) = \int f(x, y) dy$$

$$= \int_{-\sqrt{R^2-x^2}}^{\sqrt{R^2-x^2}} \frac{1}{\pi R^2} dy$$



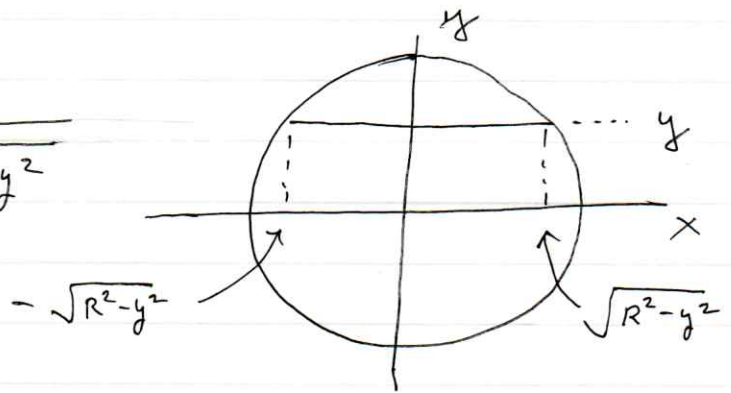
$$= \frac{2\sqrt{R^2-x^2}}{\pi R^2}, \quad -R \leq x \leq R$$



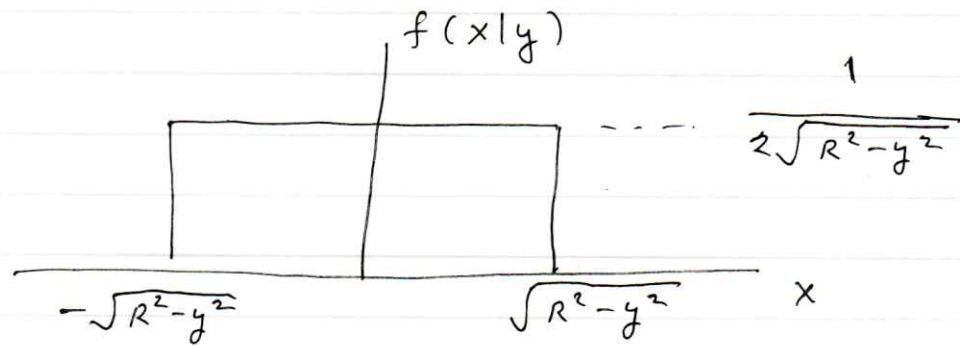
$$\text{By symmetry, } f_y(y) = \frac{2\sqrt{R^2-y^2}}{\pi R^2}, \quad -R \leq y \leq R$$

2b) Conditional pdf $f(x|y) = \frac{f(x,y)}{f_y(y)}$

$$\Rightarrow f(x|y) = \frac{\frac{1}{\pi R^2}}{\frac{2}{\pi R^2} \sqrt{R^2 - y^2}}$$



$$= \frac{1}{2\sqrt{R^2 - y^2}}, \quad -\sqrt{R^2 - y^2} \leq x \leq \sqrt{R^2 - y^2}$$



• by symmetry

$$f(y|x) = \frac{1}{2\sqrt{R^2 - x^2}}, \quad -\sqrt{R^2 - x^2} \leq y \leq \sqrt{R^2 - x^2}$$

2c) By Bayes' thm, $f(x|y) = \frac{f(y|x)f_x(x)}{f_y(y)}$

$$\frac{1}{2\sqrt{R^2-y^2}} = \frac{\frac{1}{2\sqrt{R^2-x^2}} \times \frac{2}{\pi R^2} \sqrt{R^2-x^2}}{\frac{2}{\pi R^2} \sqrt{R^2-y^2}}$$

$$= \frac{1}{2\sqrt{R^2-y^2}} \quad \checkmark$$

2d) x & y not independent

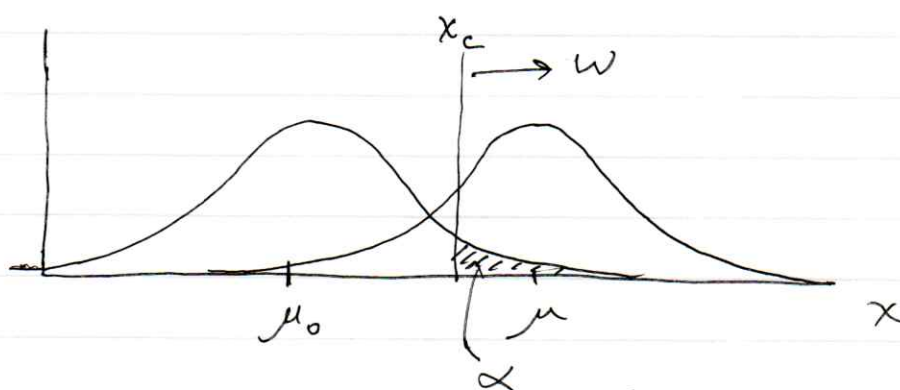
because $f(x|y)$ depends on y
 $f(y|x)$ " on x

From Week 4 extra slides

$X \sim \text{Gauss}(\mu, \sigma)$
 want to test μ
 known σ

$$H_0: \mu = \mu_0 \quad \text{vs.} \quad H_1: \mu > \mu_0$$

$$\text{Take } W = \{X : X \geq x_c\}$$



$$\alpha = P(X \geq x_c | \mu_0)$$

$$= \int_{x_c}^{\infty} \frac{1}{\sqrt{2\pi} \sigma} e^{-\frac{(x-\mu_0)^2}{2\sigma^2}} dx$$

let $y = \frac{x - \mu_0}{\sigma}$

$$= \int_{\frac{x_c - \mu_0}{\sigma}}^{\infty} \frac{1}{\sqrt{2\pi}} e^{-y^2/2} dy$$

$$= 1 - \Phi\left(\frac{x_c - \mu_0}{\sigma}\right)$$

Standard Gauss. cumul. dist.

$$\Rightarrow x_c = \mu_0 + \sigma \Phi^{-1}(1 - \alpha)$$



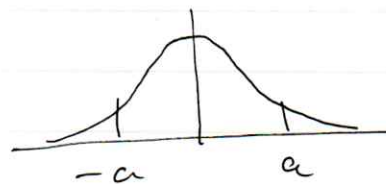
Std. Gauss. quantile
 $\Phi^{-1}(\alpha) = -\Phi^{-1}(1 - \alpha)$

$$\text{Power } M = P(x \geq x_c | \mu)$$

$$= \int_{x_c}^{\infty} \frac{1}{\sqrt{2\pi} \sigma} e^{-\frac{(x-\mu)^2}{2\sigma^2}} dx$$

$$= 1 - \Phi\left(\frac{x_c - \mu}{\sigma}\right)$$

$$= \Phi\left(\frac{\mu - x_c}{\sigma}\right)$$



$$\Phi(-a) = 1 - \Phi(a)$$

$$= \Phi\left(\frac{\mu - \mu_0 - \sigma \Phi^{-1}(1-\alpha)}{\sigma}\right)$$

$$= \Phi\left(\frac{\mu - \mu_0}{\sigma} + \Phi^{-1}(\alpha)\right)$$

→ see plots on week 4 extra slides.